

Selection of fire protection installation boxes

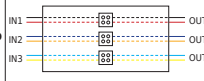
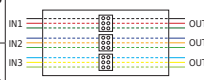

FIRE PROTECTION BOXES

FEED-TROUGH

JUNCTION

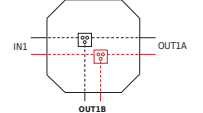
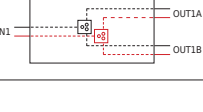
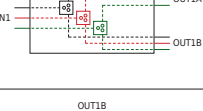
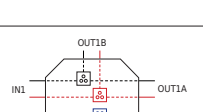
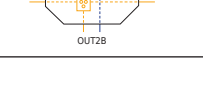
Feed-trough 450VAC

Number of cores	Cable cross section	Model	Diagram
-----------------	---------------------	-------	---------

6	2,5mm ²	AWOP-625PP	
9	2,5mm ²	AWOP-925PP	
	6mm ²	AWOP-960PP	

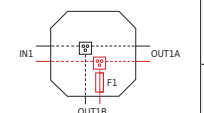
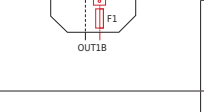
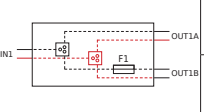
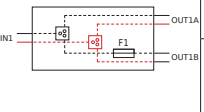
Distribution junction boxes without fuses 450VAC

Number of cores	Cable cross section	Model	Diagram
-----------------	---------------------	-------	---------

2	2,5mm ²	AWOP-225SR	
	2,5mm ²	AWOP-225PR	
3	2,5mm ²	AWOP-325PR	
	6mm ²	AWOP-360PR	
4	2,5mm ²	AWOP-425SR	

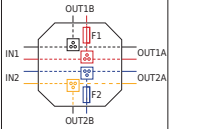
Distribution junction boxes with 1 fuse 125VAC

Number of cores	Cable cross section	Model	Diagram	Number of fuses
-----------------	---------------------	-------	---------	-----------------

2	2,5mm ²	AWOZ-125S		1x0,375A
		AWOZ-125S1A		1x1,0A
2	2,5mm ²	AWOZ-125P		1x0,375A
		AWOZ-125P1A		1x1,0A

Distribution junction boxes with 2 fuses 125VAC

Number of cores	Cable cross section	Model	Diagram	Number of fuses
-----------------	---------------------	-------	---------	-----------------

4	2,5mm ²	AWOZ-225S		2x0,375A
		AWOZ-225P	