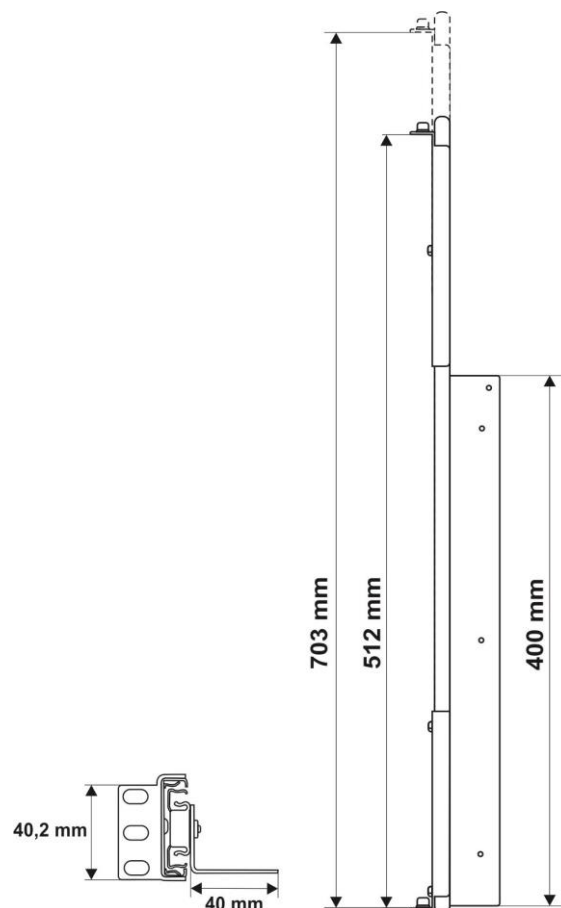



1. Intended use:

The ARAS800 rail is intended for mounting RACK enclosures, type: ARAD2/ ARAD3/ ARAD4 in a 800mm deep RACK 19" cabinet.


2. Specifications.

SPECIFICATIONS	
Mounting dimensions:	H=1U, D=512÷703 [mm, +/-2]
Net/gross weight:	2,84 / 2,97 [kg]
Static load:	30kg
Notes:	<ul style="list-style-type: none"> - four-point butt mounting to RACK profiles + supported on front and rear RACK profiles - 4 M6 screws + cage nuts included - 6 M4 screws included – to bolt the RACK enclosure
Materials:	<ul style="list-style-type: none"> - sheet metal DC01, 1mm thick, RAL9005 - sliding rails – fully extendable
Use:	inside
Warranty:	2 years from production date




3. Assembling instructions:

3.1. Mount the M6 cage nuts to the RACK cabinet, as shown in the picture below. Then, mount the ARAS rails. Take notice of the correct positioning of the horizontal rails. Adjust their length between the front and back RACK profiles.



3.2. Place the ARAD enclosure onto the slid-out ARAS rails. Next, bolt it from the inside with M4 screws (included). The enclosure is to be fixed to the front part of the RACK rails with four 4xM6 screws.



Pulsar sp. j.

Siedlec 150, 32-744 Łapczyca, Poland
Tel. (+48) 14-610-19-40, Fax. (+48) 14-610-19-50
e-mail: biuro@pulsar.pl, sales@pulsar.pl
http:// www.pulsar.pl, www.zasilacze.pl