

## DESTINATION

RACK 19" cabinet enables integrating CCTV, AC, I&HAS, RTV, LAN, or other systems in small companies or households. It is intended for devices manufactured in enclosures of 19" standard. Due to RACK cabinets, devices are aesthetically mounted and protected against mechanical damage.

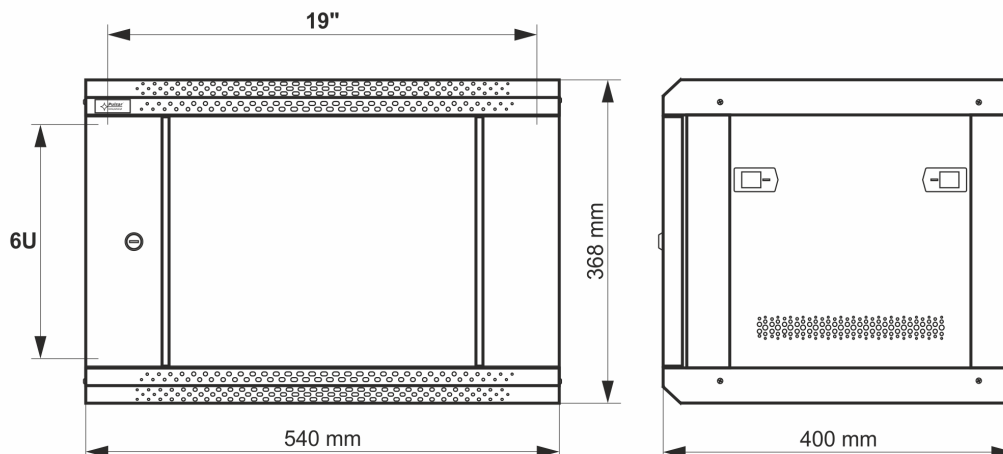
## TECHNICAL DATA

### Mechanical parameters:

<b>Mounting dimensions:</b>	19" x 6U
<b>Dimensions:</b>	540 x 368 x 400 [mm, +/-2]
<b>Material:</b>	cold-rolled steel SPCC, 0.6mm, 1mm, RAL7035 (grey), metallic RACK mounting rails - 1,0mm front door - 0,6mm / 4mm toughened glass
<b>Static load:</b>	30 [kg]
<b>Closing:</b>	front door - lock (RAZ-G1, same code) side panel - Click
<b>Destination:</b>	indoor
<b>Weight:</b>	7.5 / 8.5 [kg]
<b>Type Cabinets:</b>	wall mounted fully assembled
<b>Notes:</b>	adjustable distance between front and rear RACK rails ventilation hole in the top panel (1 x 105x105mm - installation dimensions) cable ducts in the top and bottom panel (175x58mm) changeable door - right or left
<b>Warranty:</b>	2 years
<b>Declaration:</b>	CE

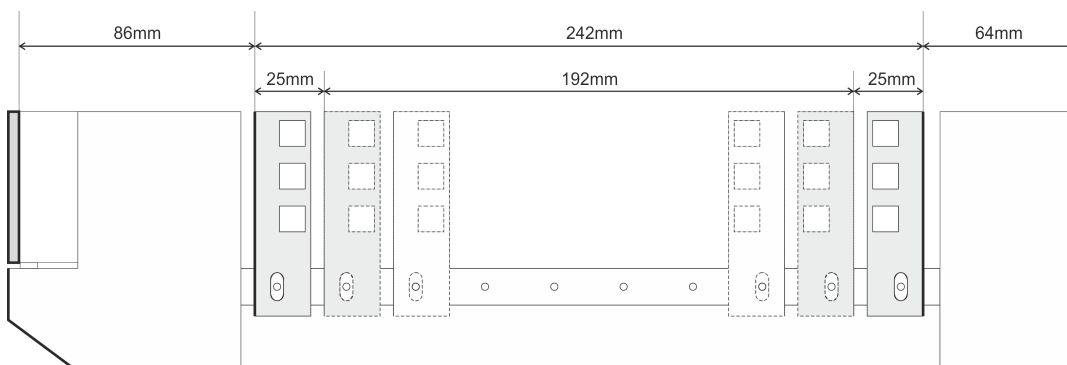
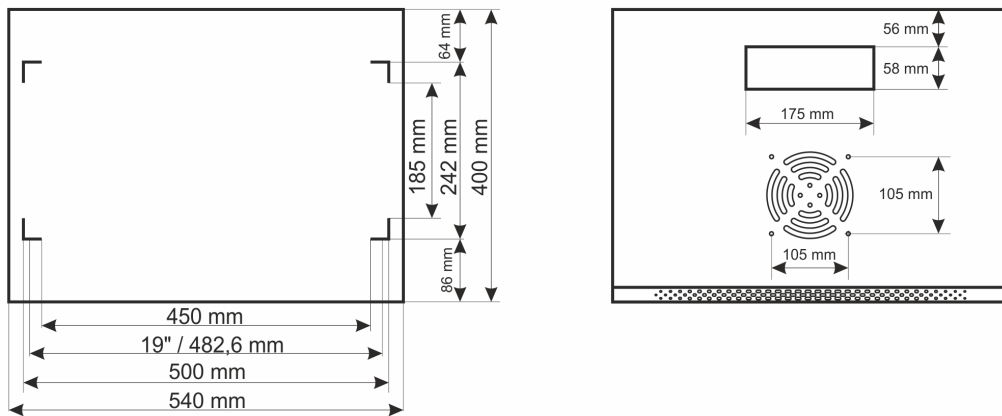
### Operating parameters:

<b>Protection grade EN60529:</b>	IP 20
<b>Operating conditions:</b>	-10°C ... +40°C
<b>Storage temperature:</b>	-20°C ... +60°C
<b>Relative humidity:</b>	20% ... 90% , without condensation
<b>Sinusoidal vibrations during operation:</b>	unacceptable
<b>Impulse waves during operation:</b>	unacceptable
<b>Direct insolation:</b>	unacceptable
<b>Vibrations and impulse waves during transport:</b>	PN-83/T-42106




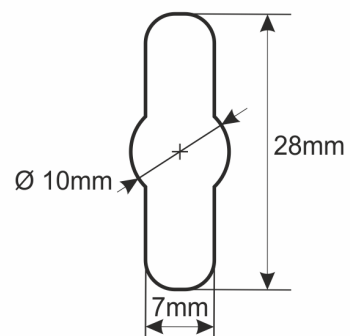
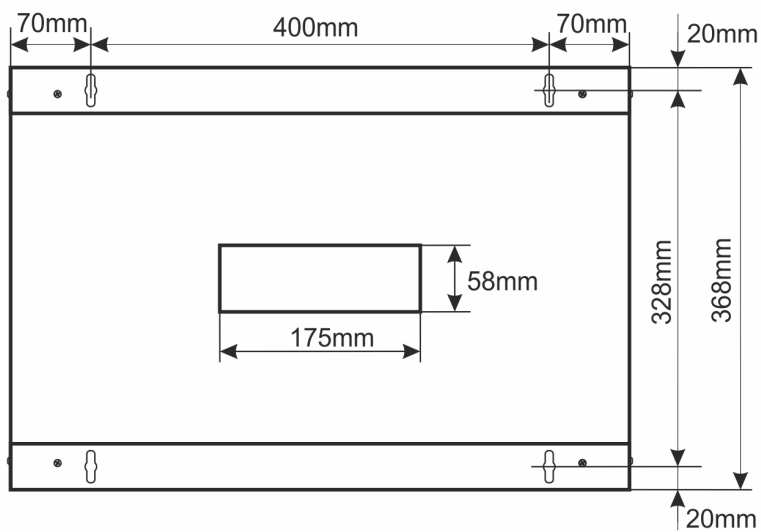


**Note** - The distance of the RACK profiles can be adjusted stepwise forward and backward, according to the diagram below.



## Mounting the RACK Cabinet

Choose the appropriate mounting dowels depending on the type of surface.



Pulsar sp. j.  
Siedlec 150, 32-744 Lapczyca, Poland  
Tel. +48-14-610-19-45  
[www.pulsar.pl](http://www.pulsar.pl)  
e-mail: [sales@pulsar.pl](mailto:sales@pulsar.pl)

