

CODE: **ARAS600N** v.1.0/1
 NAME: **ARAD rails dedicated for RACK19" cabinets - 600mm depth**

EN



DESTINATION

ARAS600N rail is intended for mounting RACK enclosures, type: **ARAD2N / ARAD3N / ARAD4N** in a 600mm deep RACK 19" cabinet.

TECHNICAL DATA


Mounting dimensions	H=1U, D=330 ÷ 449mm
Material	- sheet steel DC01, thickness: 1.0 mm, protection anticorrosion, colour: RAL9005 (black) - rails – fully extendable
Destination	inside
Net/gross weight	1.47 / 1.58 [kg]
Notes	- four-point fixing to the front RACK rails + supported on front and rear RACK profiles - 4 M6 screws + cage nuts included - 2 M4 screws included – to bolt the RACK enclosure
Warranty	2 years

Installation

Mount the M6 cage nuts to the RACK cabinet, as shown in the picture below. Then, mount the ARAS rails. Take notice of the correct positioning of the horizontal rails. Adjust their length between the front and back RACK profiles.



Remove slider and tighten it to ARAD enclosure (M4 screw + washer). The enclosure is to be fixed to the front part of the RACK rails with four M6 screws.




Remove slider from ARAS rail


Remove slider



Remove the first M4 screw from ARAD enclosure



Fasten the sliders with two screws to ARAD enclosure (do not forget spacer washer under the second screw)



Slide enclosure with sliders into the rails installed in 19" RACK cabinet