

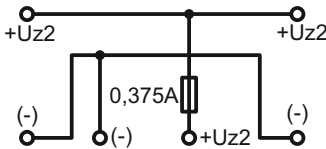
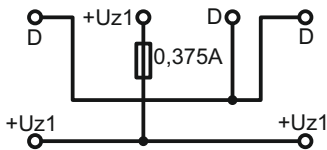


CODE: **AWOZ-225S** v.1.0/VI
NAME: **Distribution Junction Box with 2x0,375A fuse**

EN**



National Technical Assessment
CNBOP-PIB-KOT-2019/2024/0109-3704
2nd edition of 25 March 2024.
National assessment and verification
of constancy of performance
CNBOP-PIB 063-UWB-0614



+Uz1, +Uz2, (-) - power lines
D - signal line

DESCRIPTION

The junction box for fire alarm systems is designed for connecting fire protection devices in cable installation systems with fire resistance according to the DIN 4102-12 standard, where the uninterruptible power supply or transmission of the signal in case of fire is required.

The junction box is designed to guarantee the mechanical ability to keep the cable routes capable of guaranteeing the uninterruptible power supply and transmission of telecommunication signals in the fire zone.

The junction box can be used for power supply of fire protection equipment, such as ventilators and smoke vents, fire alarm control panels, emergency warning systems, etc.

The junction box is fitted with separate terminals for connecting the signal line input, signal line output and the indicator or another device via the fuse. The enclosure is equipped with mounting sleeves to mount the optical - acoustic indicator.

TECHNICAL PARAMETERS	
Voltage	125 V AC max
Output current	2x0,375 A
Diameter of installation cable	Max. 10mm
Cross-section of the cable	Max. 2,5mm ²
Protection class	IP20
Enclosure	DC01 1mm steel plate, color RAL 3001 (red)
Dimensions	137 x 137 x 33 [mm] (WxHxD)
Temperature range during installation	-25°C to +60°C
Mounting	100mm Ø5,5 mm
Net/gross weight	0,48 / 0,52 [kg]
Certificates, declarations, warranty	National Technical Assessment CNBOP-PIB-KOT-2019/2024/0109-3704 2 nd edition of 25 March 2024. National assessment and verification of constancy of performance CNBOP-PIB 063-UWB-0614, RoHS, 3 years