

HPSB series power supply unit

Buffer, switch mode power supply unit 13,8V DC



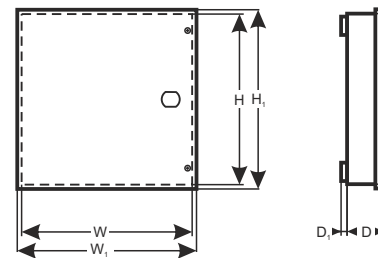
CODE:
TYPE:

HPSB 11A12C v.1.0/VIII
HPSB 13,8V/10A/17Ah Buffer, switch mode power supply unit

EN**



GREEN POWER



Features:

- DC 13,8V/10A uninterruptible power supply*
- fitting battery: 17Ah/12V
- wide range of mains supply: 176÷264V
- high efficiency 83%
- battery charging and maintenance control
- excessive discharging (UVP) protection
- jumper selectable battery charge current 1A/4A
- battery output full protection against short-circuit and reverse polarity connection
- LED indication
- protections:
 - SCP short-circuit protection
 - OVP overvoltage protection
 - overvoltage protection (input AC)
 - against sabotage
 - overload protection (OLP)
- warranty – 2 year from the production date

DESCRIPTION

A buffer PSU is used for an uninterrupted supply to devices requiring stabilised voltage of **12V DC (+/-15%)**. The PSU provides voltage of **13,8V DC**. Current efficiency:

1. Output current 10A + 1A battery charge*

2. Output current 7A + 4A battery charge*

Total device current + battery: 11A max*.

In case of power decay, a battery back-up is activated immediately. The PSU is constructed based on the switch mode PSU, with high energy efficiency. The PSU is housed in a metal enclosure (colour RAL 9003) which can accommodate a 17Ah/12V battery. A micro switch indicates door opening (front cover).

* Refer to chart 1

HPSB series power supply unit

Buffer, switch mode power supply unit 13,8V DC



| SPECIFICATIONS | |
|--|--|
| PSU type | A (EPS - External Power Source) |
| Mains supply | 176÷264V AC 50÷60Hz |
| Current up to | 1,4A@230VAC |
| Supply power | 155W max. |
| Efficiency | 83% |
| Output voltage: | 13,8V DC – buffer operation 9,5V÷13,8V DC – battery peration |
| Output current $t_{AMB}<30^{\circ}\text{C}$ | 10A + 1A battery charge - refer to chart 1 7A + 4A battery charge - refer to chart 1 |
| Output current $t_{AMB}=40^{\circ}\text{C}$ | 6,7A + 1A battery charge - refer to chart 1 3,7A + 4A battery charge - refer to chart 1 |
| Voltage adjustment range | 12÷14V DC |
| Ripple | 120mVp-p max. |
| Battery charge current | 1A / 4A max. @ 17Ah ($\pm 5\%$) – jumper selectable |
| Short-circuit protection SCP | electronic, automatic return |
| Overload protection OLP | 105-150% of the PSU power, automatic return |
| Battery circuit protection SCP and reverse polarity connection | PTC polymer fuse |
| Surge protection | varistors |
| Overvoltage protection OVP | >16V (activation requires disconnecting the load or supply for about 20 s.) |
| Excessive discharge protection UVP | $U<9,5\text{V}$ ($\pm 5\%$) – disconnect of connection battery |
| Protection against sabotage: - TAMPER indicates enclosure opening | - microswitch, NC contacts (enclosure closed), 0,5A@50V DC (max.) |
| LED indication | Yes |
| Operating conditions | 2nd environmental class, $-10^{\circ}\text{C}\div 40^{\circ}\text{C}$ |
| Enclosure | Steel plate DC01, thickness: 0,7mm, colour: RAL 9003 |
| Dimensions | $W=280$ $H=292$ $D+D_1=82 + 8$ [$\pm 2\text{mm}$] $W_1=285$ $H_1=296$ [$\pm 2\text{mm}$] |
| Net/gross weight: | 2,4 / 2,6 kg |
| Fitting battery | 17Ah/12V (SLA) max. 180x120x75mm (WxHxD) max |
| Closing: | Cheese head screw x 2 (at the front), (lock assembly possible) |
| Declarations, warranty | CE, RoHS, 2 year from the production date |
| Notes | The enclosure does not touch the assembly surface so that cables can be led. Convectional cooling. Connectors: Power-supply: $\Phi 0,63\div 2,5$. Battery output BAT: 6,3F-2,5. |

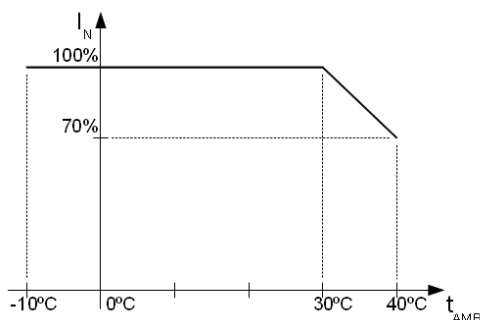


CHART 1. Acceptable output current from the PSU depending on ambient temperature.

HPSB series power supply unit

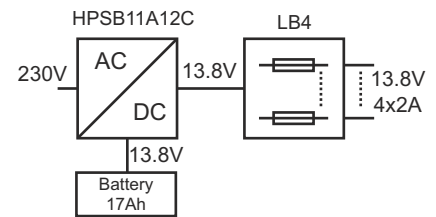
Buffer, switch mode power supply unit 13,8V DC



Optional configurations:

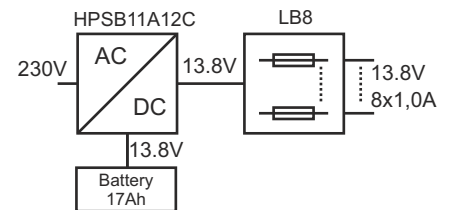
Buffer power supply unit HPSB 13,8V/4x2A/17Ah.

- HPSB11A12C + LB4 4x2A (AWZ576) + 17Ah



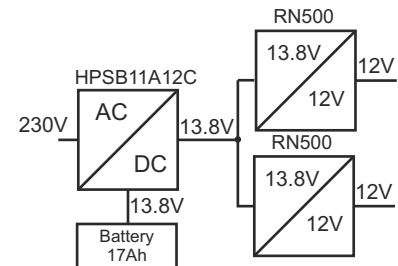
Buffer power supply unit HPSB 13,8V/8x1A/17Ah.

-HPSB11A12C + LB8 8x1A (AWZ579 or AWZ580) + 17Ah



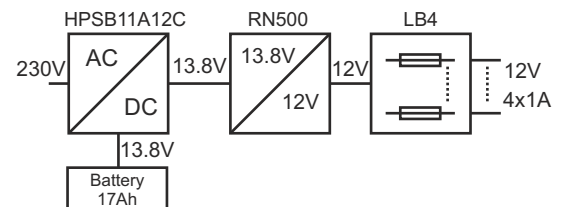
Buffer power supply unit HPSB 13,8V/2x12V/10A/17Ah.

- HPSB11A12C + 2 x RN500 (13,8V/12V) + 17Ah



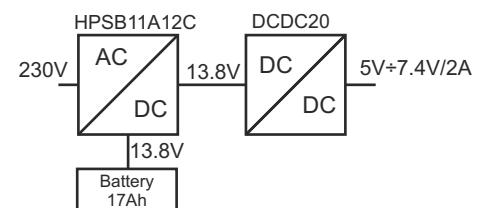
Buffer power supply unit HPSB 13,8V/12V/4x1A/17Ah.

- HPSB11A12C + RN500(13,8V/12V) + LB4 4x1A (AWZ575 or AWZ576) + 17Ah



Buffer power supply unit HPSB 13,8V/5V÷7,4V/2A/17Ah.

- HPSB11A12C + DCDC20 (5V÷7,4V/2A) + 17Ah



HPSB series power supply unit

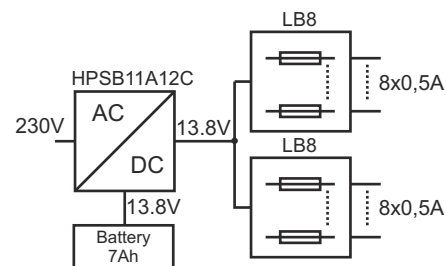

Buffer, switch mode power supply unit 13,8V DC



Optional configurations:

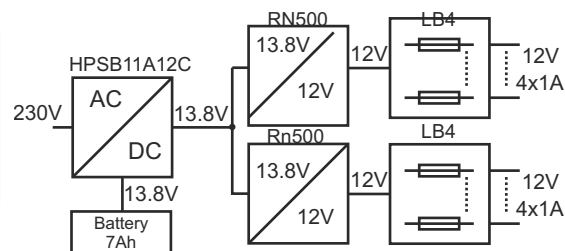
Buffer power supply unit HPSB 13,8V/16x0,5A/7Ah.

- HPSB11A12C + 2 x LB8 8x0,5A (2 x AWZ578 or AWZ580) + 7Ah



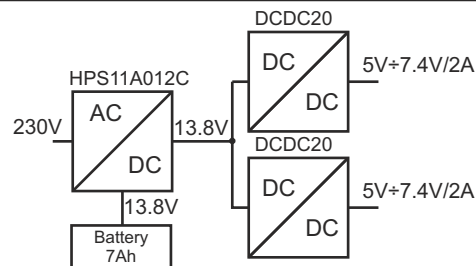
Buffer power supply unit HPSB 13,8V/2x12V/8x1A/7Ah.

- HPSB11A12C + 2 x RN500(13,8V/12V) + 2x LB4 4x1A (AWZ575 or AWZ576) + 7 Ah



Buffer power supply unit HPSB 13,8V/2x5V÷7,4V/2x2A/7Ah.

- HPSB11A12C + 2 x DCDC20 (2x5V÷7,4V/2x2A) + 7Ah



Buffer power supply unit HPSB 13,8V/5V÷7,4V/4x0,5A/7Ah.

HPSB11A12C + DCDC20 (5V÷7,4V/2A) + LB4x0,5A (AWZ574 or AWZ576) + 7Ah

